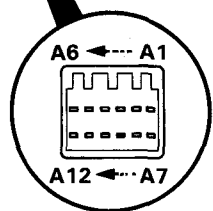
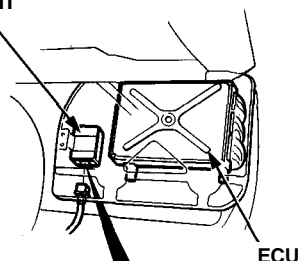


Cooling Fan Control

Control Unit Terminals

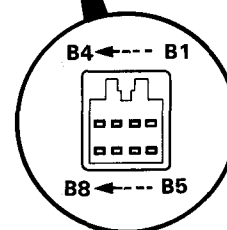
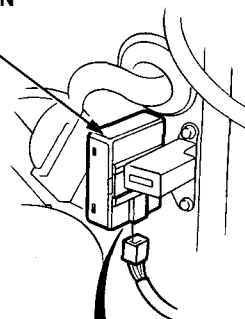
COOLING FAN
CONTROL UNIT



Terminal	Wire	Destination
A1	BLU/GRN	Coolant temperature sensor ⊖
A2	BLU	Radiator fan and cooling fan control relays (coil ⊖)
A3	LT BLU	A/C pressure switch A
A4	BLK	Ground (G301, G302, G303)
A5	GRN	ECU
A6	RED/BLU	A/C pressure switch B
A7	BLU/WHT	Coolant temperature sensor ⊕
A8		Not used
A9	BLU/YEL	Timer unit
A10		Not used
A11	BLU/BLK	ECU (ACS)
A12	YEL/BLK	IG2 (Main power supply)

Timer Unit Terminals

COOLING FAN
TIMER UNIT



Terminal	Wire	Destination
B1	BLK	Ground (G303)
B2	BLU/YEL	Cooling fan control unit
B3	BLU/RED	Cooling fan timer relay ⊖
B4	YEL/BLU	Power supply (For cooling fan timer relay with ignition switch ON)
B5	GRN	Cooling fan timer relay ⊕
B6	BLK/RED	Power supply (for cooling fan timer relay with ignition switch OFF)
B7		Not used
B8	ORN	Oil temperature sensor